

Sink Master

Bowl on the right

Kitchen Sinks

Code: 1252 051



DETAILS

Edge/Installation Type	Flush-mount Top-mount
Finish	Foster brushed
Material	AISI 304 stainless steel
Texture	Foster brushed
Base	80 cm
Dimensions	1160 x 520 mm
Standard fittings	Fixing hooks, gasket, drain, overflow and siphon, boxed packing
Mixer holes	2 standard holes
Built-in hole	View technical data sheet

Drainer	Yes
---------	-----

Width	116 cm
-------	--------

Bowl dimension	340x400mm
----------------	-----------

Number of bowls	2 bowls
-----------------	---------

Waste fitting	Drain with automatic PM control
---------------	---------------------------------

FEATURES

Automatic waste fitting	The waste-fitting with round remote knob is supplied; a practical accessory which makes it unnecessary to get wet in order to drain the water from the bowl.
-------------------------	--

Basket 3,5" waste fitting	The drain is equipped with a large 3.5" drain, with the practical basket cap that prevents the discharge of solid parts.
---------------------------	--

Deep bowls	This bowls reach an important depth, over 20 cm, thanks to the advanced production technology, that can be offer great capieny and practicity in all the washing operations.
------------	--

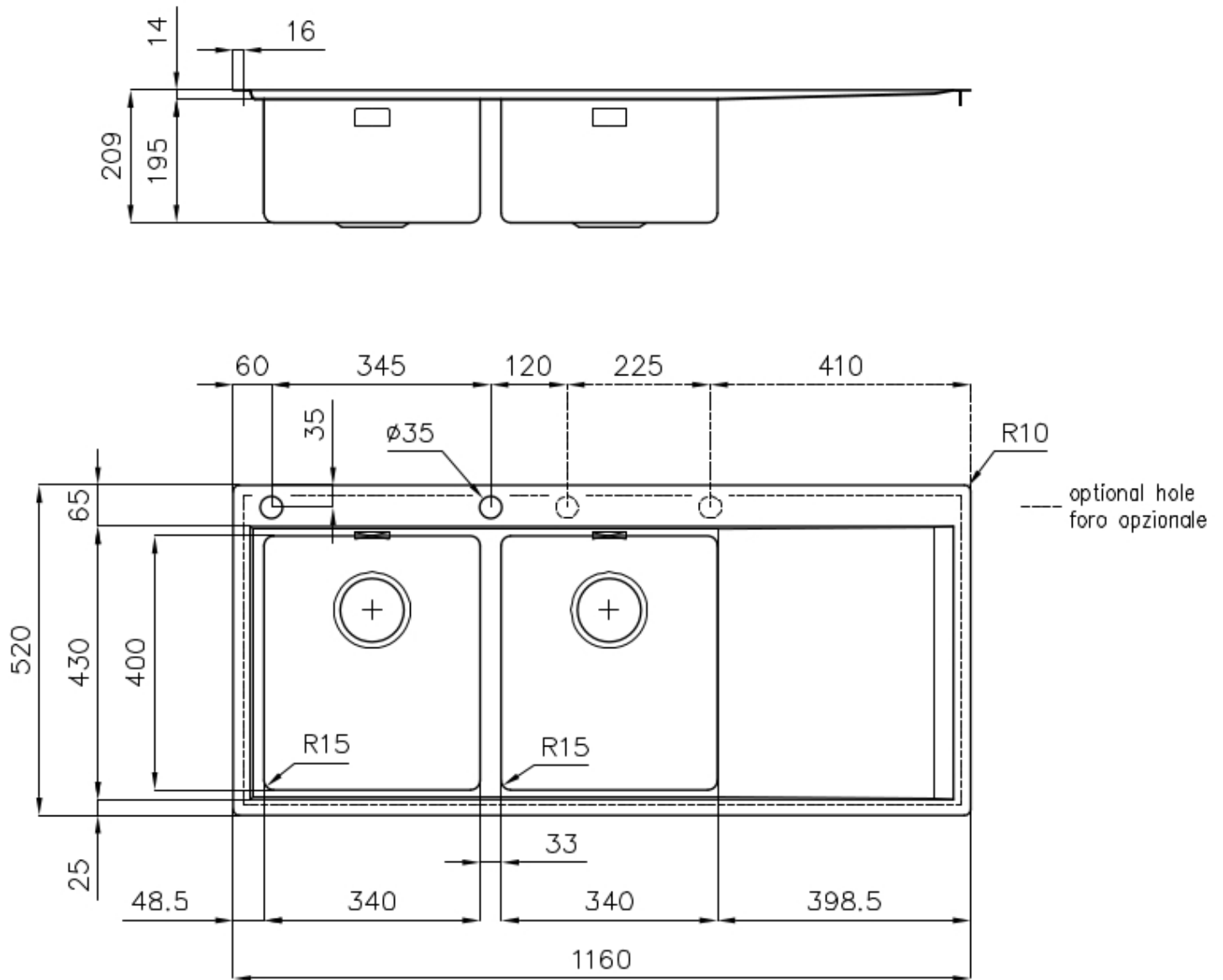
Double mixer hole	The large tap counter is already fitted with a series of 2 tap holes. In the second hole it is possible to install the remote control of the automatic drain or, alternatively, a practical soap dispenser.
-------------------	---

High thickness	1mm thick steel. A significant thickness, which guarantees the maximum sturdiness and durability.
----------------	---

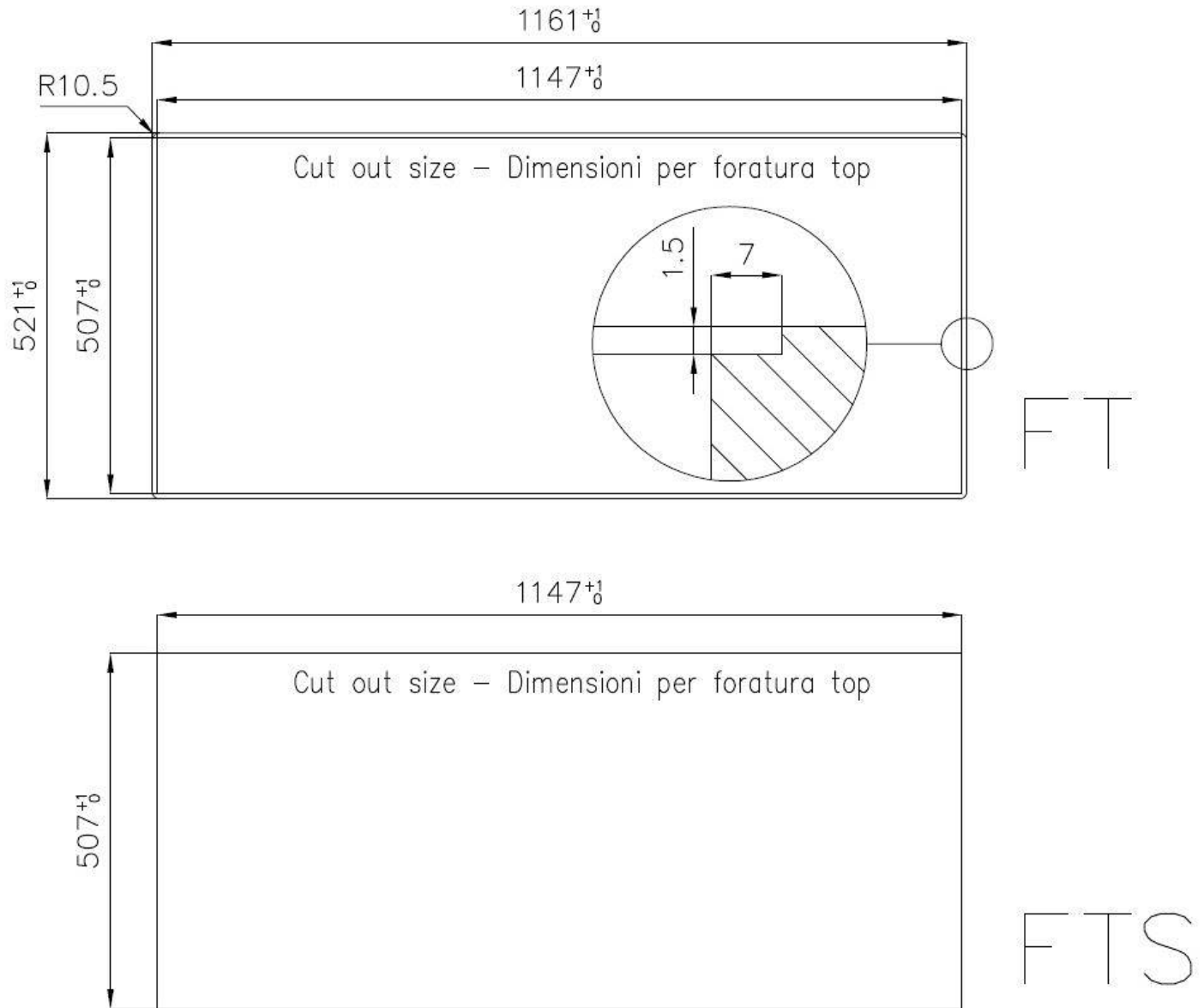
Perimetral overflow	The overflow is always a security on the Foster sinks that prevents the overflow of water in case of oversights. The perimeter drain solution improves aesthetics thanks to its square and essential shape.
---------------------	---

Small radius	Bowls with squared shapes with a modern design and an increased capacity, for a minimal aesthetics connected with an extreme practicity.
--------------	--

TECHNICAL DATA



Lavello serie Master cod. 1252/05*



EQUIPMENT



Automatic waste fitting - PM

8407 113

OPTIONAL ACCESSORIES



Glass chopping board
8631 300



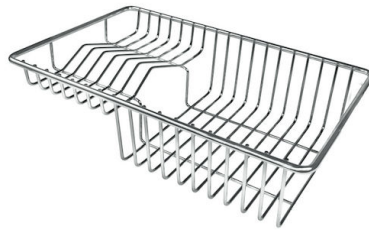
HDPE Chopping board
8657 001



HPDE Twin chopping board
8644 101



Stainless steel basket
8611 000



Stainless steel plate rack
8100 303
* only in combination with the accessory
8644 101



White bowl
8153 100



**Graters kit with ring-holder and
food collection tray**
8159 101
* only in combination with the accessory
8644 101



Stainless steel perforated tray
8151 000
* only in combination with the accessory
8644 101

RECOMMENDED PAIRINGS



Mixer Tap Master
8493 000



Mixer Tap Play
8487 000